

Product Ordering Information

Flex-Lag® Light Duty Rubber**

PATTERN	THICKNESS		LENGTH		MATERIAL	ORDERING NUMBER	ITEM CODE
	in.	mm	ft.	m			
Light Duty	.3	7.5	11	3.3	SBR	7.5NLD3.3/11	71077
Light Duty	.3	7.5	11	3.3	Nitrile	7.5WLD3.3/11	71076

Flex-Lag® Roll Lagging - SBR Rubber**

PATTERN	THICKNESS		LENGTH		ORDERING NUMBER	ITEM CODE
	in.	mm	ft.	m		
Diamond	3/8	10	21	6.5	10ND6.5/21	71002
Diamond	1/2	12	21	6.5	12ND6.5/21	71004
Diamond	5/8	15	21	6.5	15ND6.5/21	71006
Diamond	3/4	20	21	6.5	20ND6.5/21	71008
Diamond	1	25	21	6.5	25ND6.5/21	71152
Plain	3/8	10	21	6.5	10NP6.5/21	71010
Plain	1/2	12	21	6.5	12NP6.5/21	71012
Plain	5/8	15	21	6.5	15NP6.5/21	71017
Plain	3/4	20	21	6.5	20NP6.5/21	71021
Plain	1	25	21	6.5	25NP6.5/21	71163
Diamond Ceramic	1/2	12	21	6.5	12NDC6.5/21	71155
Medium Ceramic	5/8	15	21	6.5	CLMN6.5/21-15	62216

Flex-Lag® Roll Lagging - FRAS Rubber**

PATTERN	THICKNESS		LENGTH		ORDERING NUMBER	ITEM CODE
	in.	mm	ft.	m		
Diamond	3/8	10	21	6.5	10FRD6.5/21	71014
Diamond	1/2	12	21	6.5	12FRD6.5/21	71016
Diamond	5/8	15	21	6.5	15FRD6.5/21	71018
Diamond	3/4	20	21	6.5	20FRD6.5/21	71019
Plain	3/8	10	21	6.5	10FRP6.5/21	71020
Plain	1/2	12	21	6.5	12FRP6.5/21	71022
Plain	5/8	15	21	6.5	15FRP6.5/21	71015
Plain	3/4	20	21	6.5	20FRP6.5/21	72129
Diamond Ceramic	1/2	12	21	6.5	12FRDC6.5/21	71159
Medium Ceramic	5/8	15	21	6.5	CLMFR6.5/21-15	61319

FRAS (Fire Resistant Anti Static) MSHA Certification # - MSHA NO. IC-190

Ordering Number Key: **N** - SBR, **FR** - FRAS, **P** - Plain, **D** - Diamond, **DC** - Diamond Ceramic, **LD** - Light Duty

Strip Selection Chart

Pulley Diameter		Strips Req'd	Pulley Diameter		Strips Req'd
in.	mm		in.	mm	
12.6-15.0	320-381	6	42.6-45.0	1083-1145	18
15.1-17.5	382-445	7	45.1-47.5	1146-1210	19
17.6-20.0	446-510	8	47.6-50.1	1211-1273	20
20.1-22.5	511-573	9	50.2-52.6	1274-1336	21
22.6-25.0	574-636	10	52.7-55.1	1337-1400	22
25.1-27.5	637-700	11	55.2-57.6	1403-1463	23
27.6-30.0	701-764	12	57.7-60.1	1466-1527	24
30.1-32.5	765-827	13	60.2-62.6	1529-1590	25
32.6-35.0	828-891	14	62.7-65.1	1593-1654	26
35.1-37.5	892-955	15	65.2-67.6	1656-1717	27
37.6-40.0	956-1018	16	67.7-70.1	1720-1781	28
40.1-42.5	1019-1082	17	70.2-72.6	1783-1844	29

Strips = Pulley Diameter (in) x 3.14 ÷ 8, then round up.

Rolls = $\frac{\text{Strips} \times (\text{Face Width} + 4")}{A \text{ or } B}$


A = Light Duty = 132"; B = All Others = 252"

* For Flex-Lag® Light Duty Rubber all material is 8" (200mm) wide and 10.8' (3.3M) rolls.


** For Flex-Lag® Natural Rubber and Flame-Resistant Rubber, all material is 8" (200mm) wide in 21' (6.5M) rolls.

Shaded items are made to order.
Lead time: 8 -10 weeks

Light Duty Lagging



Diamond Ceramic Lagging



Diamond Grooved Lagging



Plain Grooved Lagging



Specifications:

Temperature Rating

5°F to 185° F (-15° C to 85° C)

Rubber Compound

SBR (Styrene-Butadiene-Rubber)

Rubber Hardness

68 ± 3 Shore A

Ceramic Compound (Diamond Ceramic Lagging)

Aluminum Oxide (Al₂O₃)

Ceramic Hardness (Diamond Ceramic Lagging)


83 HRA Rockwell Hardness Scale A

Product Ordering Information

Flex-Lag®
Medium Ceramic Pulley Lagging

Flex-Lag® Medium Ceramic Lagging - SBR Rubber

THICKNESS		BELT WIDTH		CERAMIC LENGTH		STRIP LENGTH		DIMPLED TILE		SMOOTH TILE	
in.	mm	in.	mm	in.	mm	in.	mm	ORDERING NUMBER	ITEM CODE	ORDERING NUMBER	ITEM CODE
5/8	15	18	450	18 5/8	474	35	880	CLMN450/18-15	61294	CLMN450/18-15S	62052
		24	600	24 5/8	626	41	1032	CLMN600/24-15	61295	CLMN600/24-15S	62053
		30	750	30 5/8	779	47	1185	CLMN750/30-15	61296	CLMN750/30-15S	62054
		36	900	36 5/8	931	53	1337	CLMN900/36-15	61297	CLMN900/36-15S	62055
		42	1050	42 5/8	1082	59	1488	CLMN1050/42-15	61298	CLMN1050/42-15S	62056
		48	1200	48 5/8	1235	65	1641	CLMN1200/48-15	61299	CLMN1200/48-15S	62057
		54	1350	54 5/8	1388	71	1794	CLMN1350/54-15	61300	CLMN1350/54-15S	62058
		60	1500	60 5/8	1541	77	1947	CLMN1500/60-15	61301	CLMN1500/60-15S	62059
		72	1800	72 5/8	1842	89	2248	CLMN1800/72-15	61302	CLMN1800/72-15S	62060
84	2100	84 7/8	2155	101	2561	CLMN2100/84-15	61303	CLMN2100/84-15S	62061		



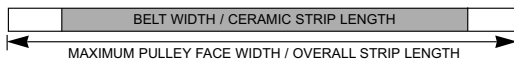
Flex-Lag® Medium Ceramic Lagging - FRAS Rubber

THICKNESS		BELT WIDTH		CERAMIC LENGTH		STRIP LENGTH		DIMPLED TILE		SMOOTH TILE	
in.	mm	in.	mm	in.	mm	in.	mm	ORDERING NUMBER	ITEM CODE	ORDERING NUMBER	ITEM CODE
5/8	15	18	450	18 5/8	474	35	880	CLMFR450/18-15	61308	CLMFR450/18-15S	62063
		24	600	24 5/8	626	41	1032	CLMFR600/24-15	61309	CLMFR600/24-15S	62064
		30	750	30 5/8	779	47	1185	CLMFR750/30-15	61310	CLMFR750/30-15S	62065
		36	900	36 5/8	931	53	1337	CLMFR900/36-15	61311	CLMFR900/36-15S	62066
		42	1050	42 5/8	1082	59	1488	CLMFR1050/42-15	61312	CLMFR1050/42-15S	62067
		48	1200	48 5/8	1235	65	1641	CLMFR1200/48-15	61313	CLMFR1200/48-15S	62068
		54	1350	54 5/8	1388	71	1794	CLMFR1350/54-15	61314	CLMFR1350/54-15S	62069
		60	1500	60 5/8	1541	77	1947	CLMFR1500/60-15	61315	CLMFR1500/60-15S	62070
		72	1800	72 5/8	1842	89	2248	CLMFR1800/72-15	61316	CLMFR1800/72-15S	62071
84	2100	84 7/8	2155	101	2561	CLMFR2100/84-15	61317	CLMFR2100/84-15S	62072		

FRAS (Fire Resistant Anti Static) MSHA Certification # - MSHA NO. IC-190
Ordering Number Key: **N** - SBR, **FR** - FRAS

Shaded items are made to order.
Lead time: 8 -10 weeks

CERAMIC STRIP CONFIGURATION



Strips Required = Pulley Diameter (in) x 3.14 ÷ 8, then round up.

Strip Selection

PULLEY DIAMETER		STRIPS REQ'D	PULLEY DIAMETER		STRIPS REQ'D
in.	mm		in.	mm	
12.6-15.0	320-381	6	42.6-45.0	1083-1145	18
15.1-17.5	382-445	7	45.1-47.5	1146-1210	19
17.6-20.0	446-510	8	47.6-50.1	1211-1273	20
20.1-22.5	511-573	9	50.2-52.6	1274-1336	21
22.6-25.0	574-636	10	52.7-55.1	1337-1400	22
25.1-27.5	637-700	11	55.2-57.6	1403-1463	23
27.6-30.0	701-764	12	57.7-60.1	1466-1527	24
30.1-32.5	765-827	13	60.2-62.6	1529-1590	25
32.6-35.0	828-891	14	62.7-65.1	1593-1654	26
35.1-37.5	892-955	15	65.2-67.6	1656-1717	27
37.6-40.0	956-1018	16	67.7-70.1	1720-1781	28
40.1-42.5	1019-1082	17	70.2-72.6	1783-1844	29

Specifications:

Temperature Rating
5°F to 185°F (-15°C to 85°C)

Rubber Compound
SBR (Styrene-Butadiene-Rubber)

Rubber Hardness
68 ± 3 Shore A

Ceramic Compound
Aluminum Oxide (Al₂O₃)

Ceramic Hardness
83 HRA Rockwell Hardness Scale A

39% Ceramic Coverage

Product Notes:

- No wasted ceramic with easy-to-specify dimensions by using pulley or belt width.
- Constructed from individual ceramic tiles molded into high-durometer rubber for superior abrasion resistance.
- Horizontal grooves trap and deflect water.
- Molded ceramic buttons grip the belt's underside for positive traction and no slippage.

Product Ordering Information

Flex-Lag® Full Ceramic Lagging - SBR Rubber

THICKNESS		BELT WIDTH		CERAMIC LENGTH		STRIP LENGTH		DIMPLED TILE		SMOOTH TILE	
in.	mm	in.	mm	in.	mm	in.	mm	ORDERING NUMBER	ITEM CODE	ORDERING NUMBER	ITEM CODE
1/2	12	18	450	18 1/2	460	34	860	CLN460/18.4-12	71111	CLN460/18.4-12S	79383
1/2	12	24	600	24	600	40	1000	CLN600/24-12	71112	CLN600/24-12S	79384
1/2	12	30	750	30 1/2	760	46	1160	CLN760/30.4-12	71113	CLN760/30.4-12S	79385
1/2	12	36	900	36	900	52	1300	CLN900/36-12	71115	CLN900/36-12S	79387
1/2	12	42	1050	42 1/2	1060	60	1500	CLN1060/42.4-12	71116	CLN1060/42.4-12S	79388
1/2	12	48	1200	48	1200	64	1600	CLN1200/48-12	71039	CLN1200/48-12S	79389
1/2	12	54	1350	54 1/2	1360	72	1800	CLN1360/54.4-12	71126	CLN1360/54.4-12S	79390
1/2	12	60	1500	60 3/4	1520	80	2000	CLN1520/60.8-12	71127	CLN1520/60.8-12S	79392
1/2	12	72	1800	72	1800	92	2300	CLN1800/72-12	71042	CLN1800/72-12S	79395
1/2	12	84	2100	84	2100	104	2600	CLN2100/84-12	71044	CLN2100/84-12S	79398

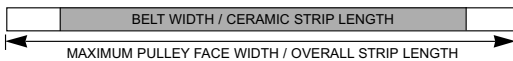
Flex-Lag® Full Ceramic Lagging - FRAS Rubber

THICKNESS		BELT WIDTH		CERAMIC LENGTH		STRIP LENGTH		DIMPLED TILE		SMOOTH TILE	
in.	mm	in.	mm	in.	mm	in.	mm	ORDERING NUMBER	ITEM CODE	ORDERING NUMBER	ITEM CODE
1/2	12	18	450	18 1/2	460	34	860	CLFR460/18.4-12	71118	CLFR460/18.4-12S	79406
1/2	12	24	600	24	600	40	1000	CLFR600/24-12	71119	CLFR600/24-12S	79407
1/2	12	30	750	30 1/2	760	46	1160	CLFR760/30.4-12	71120	CLFR760/30.4-12S	79408
1/2	12	36	900	36	900	52	1300	CLFR900/36-12	71122	CLFR900/36-12S	79410
1/2	12	42	1050	42 1/2	1060	60	1500	CLFR1060/42.4-12	71123	CLFR1060/42.4-12S	79411
1/2	12	48	1200	48	1200	64	1600	CLFR1200/48-12	71005	CLFR1200/48-12S	79412
1/2	12	54	1350	54 1/2	1360	72	1800	CLFR1360/54.4-12	A1636	CLFR1360/54.4-12S	79413
1/2	12	60	1500	60 3/4	1520	80	2000	CLFR1520/60.8-12	71009	CLFR1520/60.8-12S	79415
1/2	12	72	1800	72	1800	92	2300	CLFR1800/72-12	71079	CLFR1800/72-12S	79418
1/2	12	84	2100	84	2100	104	2600	CLFR2100/84-12	71082	CLFR2100/84-12S	79421

FRAS (Fire Resistant Anti Static) MSHA Certification # - MSHA NO. IC-190
Ordering Number Key: **N** - SBR, **FR** - FRAS

Shaded items are made to order.
Lead time: 8 -10 weeks

CERAMIC STRIP CONFIGURATION



Strips Required = Pulley Diameter (in) x 3.14 ÷ 8, then round up.

Strip Selection Chart

Pulley Diameter		Strips Req'd	Pulley Diameter		Strips Req'd
in.	mm		in.	mm	
12.6-15.0	320-381	6	42.6-45.0	1083-1145	18
15.1-17.5	382-445	7	45.1-47.5	1146-1210	19
17.6-20.0	446-510	8	47.6-50.1	1211-1273	20
20.1-22.5	511-573	9	50.2-52.6	1274-1336	21
22.6-25.0	574-636	10	52.7-55.1	1337-1400	22
25.1-27.5	637-700	11	55.2-57.6	1403-1463	23
27.6-30.0	701-764	12	57.7-60.1	1466-1527	24
30.1-32.5	765-827	13	60.2-62.6	1529-1590	25
32.6-35.0	828-891	14	62.7-65.1	1593-1654	26
35.1-37.5	892-955	15	65.2-67.6	1656-1717	27
37.6-40.0	956-1018	16	67.7-70.1	1720-1781	28
40.1-42.5	1019-1082	17	70.2-72.6	1783-1844	29

Special Offerings

PRODUCT	PRICE COMPARED TO NATURAL RUBBER
15mm Thickness	+5%
20mm Thickness	+7 1/2%
25mm Thickness	+15%

Specifications:

Temperature Rating 5°F to 185° F (-15° C to 85° C)	Ceramic Compound Aluminum Oxide (Al ₂ O ₃)
Rubber Compound SBR (Styrene-Butadiene-Rubber)	Ceramic Hardness 83 HRA Rockwell Hardness Scale A
Rubber Hardness 68 ± 3 Shore A	Ceramic Coverage 80% Ceramic Coverage

Product Ordering Information

Flex-Lag®
Adhesives and Toolbox

Flex-Lag® Adhesive/Activator/Primer

ORDERING NUMBER	DESCRIPTION	ITEM CODE	WEIGHT	VOLUME
FL-ADH-0.8	Adhesive	75017	1.6 lb. (0.7 Kg)	27.1 oz (0.8L)
FL-ACT	Activator	70186	0.1 lb. (40 g)	-
FL-PR-0.75	Primer	70189	1.6 lb. (0.7 Kg)	25.4 oz (0.75L)

Each Flex-Lag Adhesive is mixed with one Flex-Lag Activator. Refer to the usage chart below to calculate the number of cans required for your pulley. For sizes not included in the chart please contact Flexco Customer Service for assistance.



ADHESIVE 0.8L / ACTIVATOR 40g (1:1 ratio)

		Face Width																					
In.	mm	10	14	18	22	26	30	34	38	42	46	50	54	58	62	66	70	74	78	82	86	90	
				254	356	457	559	660	762	864	965	1067	1168	1270	1372	1473	1575	1676	1778	1880	1981	2083	2184
Pulley Diameter	8	203	1	1	1	1	1	1	1	1	2	2	2	2	2	2	2	2	2	3	3	3	
	12	305	1	1	1	1	1	2	2	2	2	2	3	3	3	3	3	3	3	4	4	4	
	16	406	1	1	1	2	2	2	2	3	3	3	3	3	4	4	4	4	4	5	5	5	
	20	508	1	1	2	2	2	2	3	3	3	4	4	4	4	5	5	5	5	6	6	6	
	24	610	1	2	2	2	2	3	3	3	4	4	4	5	5	5	6	6	6	7	7	7	
	28	711	1	2	2	2	3	3	3	4	4	5	5	5	6	6	6	7	7	7	8	8	8
	32	813	2	2	2	3	3	4	4	4	5	5	6	6	6	7	7	8	8	8	9	9	10
	36	914	2	2	3	3	3	4	4	5	5	6	6	7	7	8	8	8	9	9	10	10	11
	40	1016	2	2	3	3	4	4	5	5	6	6	7	7	8	8	9	9	10	10	11	11	12
	44	1118	2	2	3	4	4	5	5	6	6	7	7	8	8	9	9	10	10	11	11	12	13
	48	1219	2	3	3	4	4	5	6	6	7	7	8	9	9	10	10	11	12	12	13	13	14
	52	1321	2	3	3	4	5	5	6	7	7	8	9	9	10	11	11	12	13	13	14	15	15
56	1422	2	3	4	4	5	6	6	7	8	9	9	10	11	11	12	13	14	14	15	16	16	
60	1524	2	3	4	5	5	6	7	8	8	9	10	11	11	12	13	14	14	15	16	17	17	

PRIMER .75L

		Face Width																				
In.	mm	10	14	18	22	26	30	34	38	42	46	50	54	58	62	66	70	74	78	82	86	90
				254	356	457	559	660	762	864	965	1067	1168	1270	1372	1473	1575	1676	1778	1880	1981	2083
Pulley Diameter	8	203	1	1	1	1	1	1	1	1	1	1	1	1	1	1	1	1	1	1	1	1
	12	305	1	1	1	1	1	1	1	1	1	1	1	1	1	1	1	1	1	1	1	1
	16	406	1	1	1	1	1	1	1	1	1	1	1	1	1	1	1	1	1	1	1	1
	20	508	1	1	1	1	1	1	1	1	1	1	1	1	1	1	1	1	1	1	1	1
	24	610	1	1	1	1	1	1	1	1	1	1	1	1	1	1	1	1	1	1	1	1
	28	711	1	1	1	1	1	1	1	1	1	1	1	1	1	1	1	1	1	1	1	1
	32	813	1	1	1	1	1	1	1	1	1	1	1	1	1	1	1	1	1	1	1	1
	36	914	1	1	1	1	1	1	1	1	1	1	1	1	1	1	1	1	1	1	1	2
	40	1016	1	1	1	1	1	1	1	1	1	1	1	1	1	1	1	1	1	2	2	2
	44	1118	1	1	1	1	1	1	1	1	1	1	1	1	1	1	1	1	2	2	2	2
	48	1219	1	1	1	1	1	1	1	1	1	1	1	1	1	1	2	2	2	2	2	2
	52	1321	1	1	1	1	1	1	1	1	1	1	1	1	2	2	2	2	2	2	2	2
56	1422	1	1	1	1	1	1	1	1	1	1	1	2	2	2	2	2	2	2	2	2	
60	1524	1	1	1	1	1	1	1	1	1	1	2	2	2	2	2	2	2	2	2	2	



Flex-Lag® Toolbox

ORDERING NUMBER	DESCRIPTION	ITEM CODE	WT. (LBS)
LAGGING-TB	with Power Tools	79080	32.0
LAGGING-TB2	without Power Tools	79099	20.0

Both Include:

- 25-ft measuring tape
- BCP location tool
- Chalk line
- Paint brushes (3)
- Lagging stitchers (3)
- White paint marker
- HD knife and replacement blades
- Bench brush
- Deadblow hammer

LAGGING-TB Also Includes:

- Air hammer kit
- 24-grit flap disc
- Rubber buffing disc
- Grinder
- Metal grinding disc
- Oscillating tool and accessories

Product Ordering Information



Strip Selection Chart

PULLEY DIAMETER		STRIPS REQUIRED
in.	mm	
16	400	8
18	450	9
24	600	12
30	750	15
36	900	18
42	1050	21
48	1200	24
54	1350	27
60	1500	30
72	1800	36

Strips Required = Pulley Diameter (in) ÷ 2, then round down.

Flex-Lag® Weld-on Diamond Lagging

SBR Rubber

Pulley Diameter 16" - 29" (400 - 725 mm)

BELT WIDTH		STRIP LENGTH		ORDERING NUMBER	ITEM CODE
in.	mm	in.	mm		
18	450	20	500	WND18-16	72169
24	600	26	650	WND24-16	72171
30	750	32	800	WND30-16	72173
36	900	38	950	WND36-16	72175
42	1050	44	1100	WND42-16	72177
48	1200	51	1275	WND48-16	72179
54	1350	57	1425	WND54-16	72181
60	1500	63	1575	WND60-16	72183
72	1800	75	1875	WND72-16	72185

SBR Rubber

Pulley Diameter 30" + (750 mm+)

BELT WIDTH		STRIP LENGTH		ORDERING NUMBER	ITEM CODE
in.	mm	in.	mm		
18	450	20	500	WND18-30	72170
24	600	26	650	WND24-30	72172
30	750	32	800	WND30-30	72174
36	900	38	950	WND36-30	72176
42	1050	44	1100	WND42-30	72178
48	1200	51	1275	WND48-30	72180
54	1350	57	1425	WND54-30	72182
60	1500	63	1575	WND60-30	72184
72	1800	75	1875	WND72-30	72186

FRAS Rubber

Pulley Diameter 16" - 29" (400 - 725 mm)

BELT WIDTH		STRIP LENGTH		ORDERING NUMBER	ITEM CODE
in.	mm	in.	mm		
18	450	20	500	WFRD18-16	72187
24	600	26	650	WFRD24-16	72189
30	750	32	800	WFRD30-16	72191
36	900	38	950	WFRD36-16	72193
42	1050	44	1100	WFRD42-16	72195
48	1200	51	1275	WFRD48-16	72197
54	1350	57	1425	WFRD54-16	72199
60	1500	63	1575	WFRD60-16	72201
72	1800	75	1875	WFRD72-16	72203

FRAS Rubber


Pulley Diameter 30" + (750 mm+)

BELT WIDTH		STRIP LENGTH		ORDERING NUMBER	ITEM CODE
in.	mm	in.	mm		
18	450	20	500	WFRD18-30	72188
24	600	26	650	WFRD24-30	72190
30	750	32	800	WFRD30-30	72192
36	900	38	950	WFRD36-30	72194
42	1050	44	1100	WFRD42-30	72196
48	1200	51	1275	WFRD48-30	72198
54	1350	57	1425	WFRD54-30	72200
60	1500	63	1575	WFRD60-30	72202
72	1800	75	1875	WFRD72-30	72204

FRAS (Fire Resistant Anti Static) MSHA Certification # - MSHA NO. IC-190

Product Ordering Information

Flex-Lag® Weld-On™
Ceramic Pulley Lagging



Strips Required = Pulley Diameter (in) ÷ 2, then round down.

Strip Selection Chart

PULLEY DIAMETER		STRIPS REQUIRED
in.	mm	
16	400	8
18	450	9
24	600	12
30	750	15
36	900	18
42	1050	21
48	1200	24
54	1350	27
60	1500	30
72	1800	36

Flex-Lag® Weld-on Full Ceramic Lagging

SBR Rubber

Pulley Diameter 16" - 29" (400 - 725 mm)

BELT WIDTH		STRIP LENGTH		ORDERING NUMBER	ITEM CODE
in.	mm	in.	mm		
18	450	20	500	WCLN18-16	71131
24	600	26	650	WCLN24-16	71132
30	750	32	800	WCLN30-16	71133
36	900	38	950	WCLN36-16	71135
42	1050	44	1100	WCLN42-16	71137
48	1200	51	1275	WCLN48-16	71139
54	1350	57	1425	WCLN54-16	71149
60	1500	63	1575	WCLN60-16	71165
72	1800	75	1875	WCLN72-16	71151

SBR Rubber

Pulley Diameter 30" + (750 mm+)

BELT WIDTH		STRIP LENGTH		ORDERING NUMBER	ITEM CODE
in.	mm	in.	mm		
24	600	26	650	WCLN24-30	71150
30	750	32	800	WCLN30-30	71134
36	900	38	950	WCLN36-30	71136
42	1050	44	1100	WCLN42-30	71138
48	1200	51	1275	WCLN48-30	71144
54	1350	57	1425	WCLN54-30	71145
60	1500	63	1575	WCLN60-30	71146
72	1800	75	1875	WCLN72-30	71147